

Editorial

## 2019 Eberhard F. Mammen Award Announcements: Part I—Most Popular Articles

Emmanuel J. Favaloro, PhD, FFSc (RCPA)<sup>1</sup>

<sup>1</sup>Department of Haematology, Institute of Clinical Pathology and Medical Research (ICPMR), Westmead Hospital, Westmead, Australia

Semin Thromb Hemost 2019;45:215–224.

Welcome to the latest of our Eberhard F. Mammen award announcements. As noted previously,<sup>1–3</sup> Thieme, the publisher of *Seminars in Thrombosis & Hemostasis* (STH), has created the “Eberhard F. Mammen Excellence in Thrombosis and Hemostasis Awards” in honor of Eberhard Mammen (►Fig. 1), and in recognition of his contribution to this field and to the journal that he both founded and steered for over three decades. These awards began in 2009, under two categories, “Most Popular Article Awards” and “Young Investigator Awards.” Accordingly, 2019 marks a 10-year anniversary of sorts. Current details and conditions of the award can be summarized as:

- Most popular article awards: Awarded to the authors of the most popular articles published in STH. The awards are determined by the Editor in Chief on the basis of user statistics from Thieme e-Journals from the preceding 2 years. Prefaces, Errata, Letters to the Editor, Editorials, and previous award winning articles are excluded from further consideration of these awards, which currently comprise of two categories—one for “Open Access” articles, and another for a “General Category.” There are two major cash prizes of US \$1,000 for each category. In addition, winners of the “General Category” awards are granted “open access” status for these articles thereafter.
- Young investigator awards: Best presentation or meeting abstract by a young investigator—as presented or delivered to an international or large regional meeting on a topic related to the fields of thrombosis and hemostasis, and whose subject matter is determined to be in the spirit of Dr. Mammen. Up to six cash prizes of US\$1,000 in any year. There are some additional considerations and conditions for the award, and awardees are expected to prepare a review or other paper related to the topic of their presentation (or as otherwise agreed) for publica-

tion in *STH*. In general, previous award winners are excluded from a second award to enable more individuals to be recognized. After nominations are received, the awardees are selected by a vote of the Senior Editors of *STH*. Any potential conflicts of interest are managed by first identifying these, and then excluding those with potential conflicts from voting.

Further details of the awards and the award winners are posted online (<<https://www.thieme-connect.com/products/ejournals/journal/10.1055/s-00000077>>), and previous award winner announcements are also available in print.<sup>4–19</sup>

It is therefore with great pleasure that we would like to announce the latest winners of the 2019 Eberhard F. Mammen awards for the most popular articles from *STH* for the period of 2017 to 2018 inclusive. We will be announcing the 2019 Young Investigator Awards at a forthcoming opportunity.

### 2019 “Most Popular” Article Awards

As mentioned, the Most Popular awards are given to the authors of the most popular articles published in *STH* as determined on the basis of user statistics from the publisher of this journal and covering the preceding 2-year period. Thus, the 2019 “Most Popular” awards are granted to the most popular papers from 2017 to 2018 inclusive. Previous Eberhard F. Mammen award winning articles are listed in ►Table 1. These articles are currently available under an “Open Access” status, and no longer qualify for future awards, although many will continue to appear in the most popular download statistics provided by the publisher. Indeed, as expected, all previous award winning articles appeared in the top 200 list, with most also ranking highly, and thus still proving popular with our readership.

There is also an increasingly recognized trend to publish articles in an open-access mode, and these have an

**Address for correspondence**  
Emmanuel J. Favaloro, PhD, FFSc (RCPA), Department of Haematology, Institute of Clinical Pathology and Medical Research (ICPMR), Westmead Hospital, Westmead, NSW, 2145, Australia (e-mail: emmanuel.favaloro@health.nsw.gov.au).

**Issue Theme** Innovations in Thrombosis and Hemostasis: A Glimpse Towards the Future of Diagnostic Analyzers; Guest Editors: Elizabeth M. Van Cott, MD, Kristi J. Smock, MD, and Giuseppe Lippi, MD.

Copyright © 2019 by Thieme Medical Publishers, Inc., 333 Seventh Avenue, New York, NY 10001, USA.  
Tel: +1(212) 584-4662.

DOI <https://doi.org/10.1055/s-0039-1683841>.  
ISSN 0094-6176.



**Fig. 1** Eberhard F. Mammen (1930–2008).

“inequitable advantage” over other “nonopen access” articles in terms of downloads or perceived popularity due to their open accessibility. Accordingly, the publisher of STH has established a separate category of the Most Popular Award

for “open-access” papers, to supplement the alternate “General Category,” and thus the most popular papers are now listed in separate tables. ► **Table 2** lists the top 20 downloaded “open-access” articles from STH (2017 and 2018 inclusive), as eligible for the “Open Access” award.<sup>20–39</sup> ► **Table 3** lists the top 20 downloaded nonopen-access articles from STH (2017 and 2018 inclusive), as otherwise eligible for the “General category” award.<sup>40–59</sup>

Accordingly, the 2018 Eberhard F. Mammen award winners for most popular article (2017/2018 inclusive) are:

- Open Access Category<sup>20,21</sup>:
  1. Kell DB, Pretorius E. To what extent are the terminal stages of sepsis, septic shock, systemic inflammatory response syndrome, and multiple organ dysfunction syndrome actually driven by a prion/amyloid form of fibrin? *Semin Thromb Hemost* 2018;44(3):224–238.
  2. Chighizola CB, Raimondo MG, Meroni PL. Management of thrombotic antiphospholipid syndrome. *Semin Thromb Hemost* 2018;44(5):419–426.
- General Category<sup>40,41</sup>:
  1. Klil-Drori AJ, Tagalakis V. Direct oral anticoagulants in end-stage renal disease. *Semin Thromb Hemost* 2018;44(4):353–363.
  2. Kitchen S, Tiefenbacher S, Gosselin R. Factor activity assays for monitoring extended half-life FVIII and factor IX replacement therapies. *Semin Thromb Hemost* 2017;43(3):331–337.

**Table 1** Previous most popular award winning papers

Year	Awarded for	Position in 2019 list
2009	Jurk K, Kehrel BE. Platelets: physiology and biochemistry. <i>Semin Thromb Hemost</i> 2005;31(4):381–392	8
2009	Girolami B, Girolami A. Heparin-induced thrombocytopenia: a review. <i>Semin Thromb Hemost</i> 2006;32(8):803–809	82
2010	Harenberg J, Wehling M. Current and future prospects for anticoagulant therapy: inhibitors of factor Xa and factor IIa. <i>Semin Thromb Hemost</i> 2008;34(1):39–57	164
2010	Prechel M, Walenga JM. The laboratory diagnosis and clinical management of patients with heparin-induced thrombocytopenia: an update. <i>Semin Thromb Hemost</i> 2008;34(1):86–96	87
2010	Fareed J, Hoppensteadt DA, Fareed D, Demir M, Wahi R, Clarke M, Adiguzel C, Bick R. Survival of heparins, oral anticoagulants, and aspirin after the year 2010. <i>Semin Thromb Hemost</i> 2008;34(1):58–73	93
2011	Sobieraj-Teague M, O'Donnell M, Eikelboom J. New anticoagulants for atrial fibrillation. <i>Semin Thromb Hemost</i> 2009;35(5):515–524	59
2011	Mariani G, Bernardi F. Factor VII deficiency. <i>Semin Thromb Hemost</i> 2009;35(4):400–406	6
2012	Lippi G, Franchini M, Favaloro EJ, Targher G. Moderate red wine consumption and cardiovascular disease risk: beyond the “French paradox”. <i>Semin Thromb Hemost</i> 2010;36(1):59–70	3
2012	Rak J. Microparticles in cancer. <i>Semin Thromb Hemost</i> 2010;36(8):888–906	7
2013	Fava C, Montagnana M, Favaloro EJ, Guidi GC, Lippi G. Obstructive sleep apnea syndrome and cardiovascular diseases. <i>Semin Thromb Hemost</i> 2011;37(3):280–297	41
2013	Tufano A, Guida A, Dario Di Minno MN, Prisco D, Cerbone AM, Minno GD. Prevention of venous thromboembolism in medical patients with thrombocytopenia or with platelet dysfunction: a review of the literature. <i>Semin Thromb Hemost</i> 2011;37(3):267–274	10

**Table 1** (Continued)

Year	Awarded for	Position in 2019 list
2014	Salmela B, Joutsu-Korhonen L, Armstrong E, Lassila R. Active online assessment of patients using new oral anticoagulants: bleeding risk, compliance, and coagulation analysis. <i>Semin Thromb Hemost</i> 2012;38(1):23–30	105
2014	Chapman K, Seldon M, Richards R. Thrombotic microangiopathies, thrombotic thrombocytopenic purpura, and ADAMTS-13. <i>Semin Thromb Hemost</i> 2012;38(1):47–54	21
2014	Kenet G, Aronis S, Berkun Y, Bonduel M, Chan A, Goldenberg NA, Holzhauer S, Iorio A, Journeycake J, Junker R, Male C, Manco-Johnson M, Massicotte P, Mesters R, Monagle P, van Ommen H, Rafini L, Simioni P, Young G, Nowak-Göttl U. Impact of persistent antiphospholipid antibodies on risk of incident symptomatic thromboembolism in children: a systematic review and meta-analysis. <i>Semin Thromb Hemost</i> 2011;37(7):802–809	11
2015	Tapson VF. Thrombolytic therapy for acute pulmonary embolism. <i>Semin Thromb Hemost</i> 2013;39(4):452–458	34
2015	George JN, Charania RS. Evaluation of patients with microangiopathic hemolytic anemia and thrombocytopenia. <i>Semin Thromb Hemost</i> 2013;39(2):153–160	5
2015 <sup>a</sup>	Hylek EM. Anticoagulation therapy for atrial fibrillation. <i>Semin Thromb Hemost</i> 2013;39(2):147–152	86
2015 <sup>a</sup>	Rojas-Hernandez CM, Garcia DA. The novel oral anticoagulants. <i>Semin Thromb Hemost</i> 2013;39(2):117–126	182
2016	de Moerloose P, Casini A, Neerman-Arbez M. Congenital fibrinogen disorders: an update. <i>Semin Thromb Hemost</i> 2013;39(6):585–595	12
2016	Sethi S, Fervenza FC. Pathology of renal diseases associated with dysfunction of the alternative pathway of complement: C3 glomerulopathy and atypical hemolytic uremic syndrome (aHUS). <i>Semin Thromb Hemost</i> 2014;40(4):416–421	20
2016 <sup>a</sup>	Bates SM. D-dimer assays in diagnosis and management of thrombotic and bleeding disorders. <i>Semin Thromb Hemost</i> 2012;38(7):673–682	28
2016 <sup>a</sup>	Lippi G, Favaloro EJ, Meschi T, Mattiuzzi C, Borghi L, Cervellin G. E-cigarettes and cardiovascular risk: beyond science and mysticism. <i>Semin Thromb Hemost</i> 2014;40(1):60–65	1
2017	Boonyawat K, Crowther MA. Venous thromboembolism prophylaxis in critically ill patients. <i>Semin Thromb Hemost</i> 2015;41(1):68–74	26
2017	Levi M, Poll TV. Coagulation in patients with severe sepsis. <i>Semin Thromb Hemost</i> 2015;41(1):9–15.	57
2017 <sup>a</sup>	Moore GW. Recent guidelines and recommendations for laboratory detection of lupus anticoagulants. <i>Semin Thromb Hemost</i> 2014;40(2):163–171	2
2017 <sup>a</sup>	Warkentin TE. Heparin-induced thrombocytopenia in critically ill patients. <i>Semin Thromb Hemost</i> 2015;41(1):49–60	19
2017 <sup>b</sup>	Favaloro EJ, Lippi G. Laboratory testing in the era of direct or non-vitamin K antagonist oral anticoagulants: a practical guide to measuring their activity and avoiding diagnostic errors. <i>Semin Thromb Hemost</i> 2015;41(2):208–227	9
2018	Gremmel T, Frelinger AL 3rd, Michelson AD. Platelet physiology. <i>Semin Thromb Hemost</i> 2016;42(3):191–204	24
2018	Mallett SV. Clinical utility of viscoelastic tests of coagulation (TEG/ROTEM) in patients with liver disease and during liver transplantation. <i>Semin Thromb Hemost</i> 2015;41(5):527–537	44
2018 <sup>a</sup>	Cuker A, Prak ET, Cines DB. Can immune thrombocytopenia be cured with medical therapy? <i>Semin Thromb Hemost</i> 2015;41(4):395–404	23
2018 <sup>a</sup>	Cuker A. Clinical and laboratory diagnosis of heparin-induced thrombocytopenia: an integrated approach. <i>Semin Thromb Hemost</i> 2014;40(1):106–114	18

<sup>a</sup>New open access category.

<sup>b</sup>This paper qualified as a “Most Popular” award winner based on objective publisher-provided download data; however, as this paper was written by the journal Editor-in-Chief, there was an obvious conflict of interest, and the award was officially declined. This paper is listed here merely as a statement of record.

I always get some personal satisfaction from announcing these awards. It is always interesting to see what captures the interest of the STH readership. It is also interesting that some issues of STH in particular seem to principally catch the

attention of the readership. The top-ranking issues this round, from the aspect of having four or more papers appearing in the top 200 download list were: “A tribute to Eberhard F. Mammen, M.D. (1930–2008)” (2008),<sup>60</sup> “Hot

**Table 2** Most popular papers—"Open Access" category<sup>a</sup>

Rank	Publication
1	Kell DB, Pretorius E. To what extent are the terminal stages of sepsis, septic shock, systemic inflammatory response syndrome, and multiple organ dysfunction syndrome actually driven by a prion/amyloid form of fibrin? <i>Semin Thromb Hemost</i> 2018;44(3):224–238
2	Chighizola CB, Raimondo MG, Meroni PL. Management of thrombotic antiphospholipid syndrome. <i>Semin Thromb Hemost</i> 2018;44(5):419–426
3	Schulman S. Update on the treatment of venous thromboembolism. <i>Semin Thromb Hemost</i> 2016;42(8):891–898
4	Elewa H, Ahmed D, Barnes GD. Triple oral antithrombotic therapy in atrial fibrillation and coronary artery stenting: searching for the best combination. <i>Semin Thromb Hemost</i> 2016;42(6):662–670
5	Harenberg J. Development of new anticoagulants: present and future. <i>Semin Thromb Hemost</i> 2008;34(8):779–793
6	Mannucci PM, Mancuso ME, Santagostino E, Franchini M. Innovative pharmacological therapies for the hemophilias not based on deficient factor replacement. <i>Semin Thromb Hemost</i> . 2016;42(5):526–532
7	Althaus K, Greinacher A. MYH9-related platelet disorders. <i>Semin Thromb Hemost</i> 2009;35(2):189–203
8	Raskob GE, Angchaisuksiri P, Blanco AN, et al; ISTH Steering Committee for World Thrombosis Day. Thrombosis: a major contributor to global disease burden. <i>Semin Thromb Hemost</i> 2014;40(7):724–735
9	Schreiber K, Breen K, Cohen H, et al. Hydroxychloroquine to Improve Pregnancy Outcome in Women with Antiphospholipid Antibodies (HYPATIA) Protocol: a multinational randomized controlled trial of hydroxychloroquine versus placebo in addition to standard treatment in pregnant women with antiphospholipid syndrome or antibodies. <i>Semin Thromb Hemost</i> 2017;43(6):562–571
10	Tersteeg C, Fijnheer R, Pasterkamp G, et al. Keeping von Willebrand factor under control: alternatives for ADAMTS13. <i>Semin Thromb Hemost</i> 2016;42(1):9–17
11	Favaloro EJ, Pasalic L, Curnow J. Type 2M and type 2A von Willebrand disease: similar but different. <i>Semin Thromb Hemost</i> 2016;42(5):483–497
12	Favaloro EJ. Clinical utility of the PFA-100. <i>Semin Thromb Hemost</i> 2008;34(8):709–733
13	Demers M, Wagner DD. NETosis: a new factor in tumor progression and cancer-associated thrombosis. <i>Semin Thromb Hemost</i> 2014;40(3):277–283
14	Bunimov N, Fuller N, Hayward CP. Genetic loci associated with platelet traits and platelet disorders. <i>Semin Thromb Hemost</i> 2013;39(3):291–305
15	Batorova A, Jankovicova D, Morongova A, et al. Inhibitors in severe hemophilia A: 25-year experience in Slovakia. <i>Semin Thromb Hemost</i> 2016;42(5):550–562
16	Harenberg J, Du S, Krämer S, et al. Patients' serum and urine as easily accessible samples for the measurement of non-vitamin K antagonist oral anticoagulants. <i>Semin Thromb Hemost</i> 2015;41(2):228–236
17	Italiano JE Jr. Unraveling mechanisms that control platelet production. <i>Semin Thromb Hemost</i> 2013;39(1):15–24
18	Wada H, Usui M, Sakuragawa N. Hemostatic abnormalities and liver diseases. <i>Semin Thromb Hemost</i> 2008;34(8):772–778
19	Mammen EF. Sticky platelet syndrome. <i>Semin Thromb Hemost</i> 1999;25(4):361–365
20	Lippi G, Favaloro EJ, Sanchis-Gomar F. Sudden cardiac and noncardiac death in sports: epidemiology, causes, pathogenesis, and prevention. <i>Semin Thromb Hemost</i> 2018;44(8):780–786

<sup>a</sup>2016–2017 inclusive; excludes nonqualifying material (e.g., Prefaces, Errata, Letters to the Editor, Editorials, and previous award winning articles).

topics V" (2014),<sup>61</sup> "Thrombosis and Hemostasis Related Issues in Women and Pregnancy" (2016),<sup>62</sup> "Fibrinolysis: Biochemistry, Clinical Aspects, and Therapeutic Potential" (2017),<sup>63</sup> and "Laboratory Assessment of Hemostatic and Anticoagulant Therapy" (2017).<sup>64</sup>

All authors of the award-winning articles were thrilled to hear that their papers had won an Eberhard F. Mammen Most Popular award, and provided the following additional responses:

From Dr. Douglas Kell (► **Fig. 2**): "Science advances in many ways; occasionally, this arises from the synthesis of disparate ideas that are not necessarily seen as the mainstream but that come from mainstream experiments. Typically, these originate

from 'outsiders' who happen to enter a field anew. Our paper falls into this category. My scientific collaboration with the brilliant and far-sighted Resia Pretorius started via the internet and has since been extended via an inter-laboratory travel scheme funded by the UK BBSRC (Biotechnology and Biological Sciences Research Council). It led to this award-winning paper, and illustrates precisely the power and importance of multi-disciplinary collaborations. What is especially gratifying is that the STH community has taken our ideas seriously enough to have studied our Open Access article in detail, and will—in the normal way of science—now dream up good experiments that will develop or constrain our proposals, especially those relating to our own novel findings of amyloidogenic blood

**Table 3** Most popular papers–“General” category<sup>a</sup>

Rank	Publication
1	Klil-Drori AJ, Tagalakis V. Direct oral anticoagulants in end-stage renal disease. <i>Semin Thromb Hemost</i> 2018;44(4):353–363
2	Kitchen S, Tiefenbacher S, Gosselin R. Factor activity assays for monitoring extended half-life FVIII and factor IX replacement therapies. <i>Semin Thromb Hemost</i> 2017;43(3):331–337
3	Reynen E, James P. Von Willebrand disease and pregnancy: a review of evidence and expert opinion. <i>Semin Thromb Hemost</i> . 2016;42(7):717–723
4	Thomas J, Kostousov V, Teruya J. Bleeding and thrombotic complications in the use of extracorporeal membrane oxygenation. <i>Semin Thromb Hemost</i> 2018;44(1):20–29
5	Schreiber K, Hunt BJ. Pregnancy and antiphospholipid syndrome. <i>Semin Thromb Hemost</i> 2016;42(7):780–788
6	Scharf RE. Drugs that affect platelet function. <i>Semin Thromb Hemost</i> 2012;38(8):865–883
7	Boccardo P, Remuzzi G, Galbusera M. Platelet dysfunction in renal failure. <i>Semin Thromb Hemost</i> 2004;30(5):579–589
8	Baskurt OK, Meiselman HJ. Blood rheology and hemodynamics. <i>Semin Thromb Hemost</i> 2003;29(5):435–450
9	Marlar RA, Clement B, Gausman J. Activated partial thromboplastin time monitoring of unfractionated heparin therapy: issues and recommendations. <i>Semin Thromb Hemost</i> 2017;43(3):253–260
10	McEwen BJ. The influence of herbal medicine on platelet function and coagulation: a narrative review. <i>Semin Thromb Hemost</i> 2015;41(3):300–314
11	Douxflis J, Gosselin RC. Laboratory assessment of direct oral anticoagulants. <i>Semin Thromb Hemost</i> 2017;43(3):277–290
12	Franchini M, Mannucci PM. The history of hemophilia. <i>Semin Thromb Hemost</i> 2014;40(5):571–576
13	Bolliger D, Tanaka KA. Point-of-care coagulation testing in cardiac surgery. <i>Semin Thromb Hemost</i> 2017;43(4):386–396
14	Van Cott EM, Roberts AJ, Dager WE. Laboratory monitoring of parenteral direct thrombin inhibitors. <i>Semin Thromb Hemost</i> 2017;43(3):270–276
15	Walsh M, Shreve J, Thomas S, Moore E, Moore H, Hake D, Pohlman T, Davis P, Ploplis V, Piscocoy A, Wegner J, Bryant J, Crepinsek A, Lantry J, Sheppard F, Castellino F. Fibrinolysis in trauma: “myth,” “reality,” or “something in between”. <i>Semin Thromb Hemost</i> 2017;43(2):200–212
16	Davie EW, Kulman JD. An overview of the structure and function of thrombin. <i>Semin Thromb Hemost</i> 2006;32 (Suppl 1):3–15
17	Scully M. Thrombotic thrombocytopenic purpura and atypical hemolytic uremic syndrome microangiopathy in pregnancy. <i>Semin Thromb Hemost</i> 2016;42(7):774–779
18	Cohen H, Efthymiou M, Gates C, Isenberg D. Direct oral anticoagulants for thromboprophylaxis in patients with antiphospholipid syndrome. <i>Semin Thromb Hemost</i> 2018;44(5):427–438
19	Gall LS, Brohi K, Davenport RA. Diagnosis and treatment of hyperfibrinolysis in trauma (a European perspective). <i>Semin Thromb Hemost</i> 2017;43(2):224–234
20	Babin JL, Traylor KL, Witt DM. Laboratory monitoring of low-molecular-weight heparin and fondaparinux. <i>Semin Thromb Hemost</i> 2017;43(3):261–269

<sup>a</sup>2016–2017 inclusive; excludes nonqualifying material (e.g., Prefaces, Errata, Letters to the Editor, Editorials, and previous award-winning articles).


clotting. We are most grateful to *STH* and to its thoughtful Editor-in-Chief in assisting this paper through the review and editorial process.”

From Dr. Resia Pretorius (► **Fig. 3**): “This was truly the best news yet for 2019! I am truly humbled, together with my long-standing research collaborator, and dear friend, Douglas Kell, to receive this award. I am most grateful to *Seminars in Thrombosis and Hemostasis*, and in particular the Editor-in-Chief, for his accommodating handling of the paper; it made the author experience really pleasant. Thank you to *STH* for allowing us to publish our new concepts and line of thought about the role of bacterial components in disease and inflammation. The award will be spent wisely to further fund our laboratory research endeavours.”

From Dr. Pier Luigi Meroni (► **Fig. 4**), speaking also on behalf of his coauthors Drs. Cecilia Chighizola (► **Fig. 5**) and Gabriella Raimondo (► **Fig. 6**): “I am honored to receive together with Drs Cecilia Chighizola and Gabriella Raimondo an Eberhard F. Mammen Most Popular Article Award for 2019, for an article we published last year. In spite of the fact that antiphospholipid syndrome (APS) has been a formal independent clinical entity for more than 20 years, the knowledge on its pathogenesis has increased enormously, emphasizing the close connection between the immune system and the coagulation cascade. At the same time, we have changed and are still changing our management of APS patients; so, any updating on APS treatment is welcome. Cecilia, Gabriella and I tried to report such a feeling in our review article and we are truly glad that the




**Fig. 2** Douglas Kell.



**Fig. 4** Pier Luigi Meroni.



**Fig. 3** Resia Pretorius.




**Fig. 5** Cecilia Chighizola.

paper attracted a lot of attention within the scientific community. In this regard, we really appreciate that our article will now be given a 'free access' status, which will foster its further distribution. The editors of *Seminars in Thrombosis and Hemostasis* have to be complimented on their capacity to recognize this need is in line with the usual policy of the Journal. I would like also to thank the Guest Editor of the issue in which the paper was published for the invitation to contribute our review article, and the publisher for providing the award."

From Dr. Adi Klil-Drori (→ **Fig. 7**), who prepared his Most Popular Award winning contribution in collaboration with his colleague Dr. Vicky Tagalakis (→ **Fig. 8**), and most inter-

estingly, this contribution was originally prepared as part of a previous (2016) Young Investigator Award<sup>15</sup>: "I am remarkably indebted to *Seminars in Thrombosis and Hemostasis* for having had the opportunity to write our review Direct Oral Anticoagulants in End-Stage Renal Disease as part of a 2016 Young Investigator Award. It is particularly humbling to learn that the topic chosen for this review of primarily local interest has attracted enough attention in the field to be recognized with a Most Popular Article Award. The editors at *Seminars* should be commended for the open dialogue that allowed the choice of this topic for the review and the constructive expression of ideas throughout its writing



**Fig. 6** Gabriella Raimondo.



**Fig. 8** Vicky Tagalakis.



**Fig. 7** Adi Klil-Drori.



**Fig. 9** Bob Gosselin.

and critique. I would also like to take the time and thank my mentor and co-author Dr. Vicky Tagalakis for her support and guidance through the years of our collaboration, to which this shared award is a silver lining. Finally, a shout-out to all the CanVECTOR folks, the Canadian VTE network that supported me by a fellowship grant.”

From Bob Gosselin (→ **Fig. 9**), responding also on behalf of his co-authors Dr. Stefan Tiefenbacher (→ **Fig. 10**) and Dr. Steve Kitchen (→ **Fig. 11**): “It is humbling to be bestowed the honor of an Eberhard Mammen Most Popular Article Award for our article entitled, ‘Factor Activity Assays for Monitoring Extended Half-Life FVIII and Factor IX Replacement Thera-

pies’. On a personal note, I remember Dr. Mammen fondly, he was such a gregarious man with a passion to teach, especially laboratory technologists, which thus adds weighted value in receiving this award. I thoroughly enjoyed the time we shared together and our collaboration on the PFA-100 project, which was eventually also published in this journal. My co-authors, Stefan Tiefenbacher and Steve Kitchen, should be acknowledged as providing the yeoman’s work on the latest award winning paper. This honor affirms our desired goal of enlightening our clinical and laboratory colleagues about the rapidly changing field of hemophilia replacement therapy. These new replacement therapies require more diligence on



**Fig. 10** Stefan Tiefenbacher.



**Fig. 11** Steve Kitchen.

the part of the laboratory and technologist to provide accurate assessment of these extended half-life factor replacement drugs. In addition, we would like to thank the editors of *Seminars in Thrombosis and Hemostasis* for identifying the need for an edition of the journal dedicated to laboratory testing in the arena of anticoagulation and replacement therapy. Lastly, I would like to thank Dr Dorothy Adcock, who shared the guest editor responsibilities with me on this issue of *STH* devoted to laboratory medicine.”

I must admit to particular delight on this occasion with these announcements. For example, it was very pleasing to see Bob Gosselin and team (Stefan Tiefenbacher, Steve

Kitchen) win an award for their review of the extended life replacement products.<sup>41</sup> As mentioned by Bob, this appeared in an issue of *STH* devoted to laboratory medicine,<sup>64</sup> a professional interest of mine, and also striking popularity “gold” in general, being one of the most popular issues ever, recording 8 papers in the 2019 top 200 list, with 5 papers listed in the top 20 (► **Table 3**). Also notable is that Bob Gosselin was very much involved in a landmark paper in *STH* published on the PFA-100 some 21 years ago,<sup>65</sup> and which also helped to secure the Food and Drug Administration clearance of the instrument that permitted its eventual introduction in the United States. There are a couple of other linkages that can be noted here. Another of the most popular issues headlining these awards was “A tribute to Eberhard F. Mammen, M.D. (1930–2008),”<sup>60</sup> published in 2008 as a tribute to the Founding Editor-in-Chief, who sadly passed away earlier in that year. Within that issue of *STH* was included my own tribute to Eberhard, also on the PFA-100,<sup>31</sup> and also appearing in a top 200 list (► **Table 2**). We won’t stop there. Eberhard himself also appears in the same top 20 list (► **Table 2**), for a paper he wrote on another of his favorite topics, Sticky Platelet Syndrome.<sup>38</sup> This apparent “revival” in this paper, now 20 years published, may have been spurred by our recent 40th anniversary celebration of *STH* publishing,<sup>66,67</sup> as well as more recent papers on the topic,<sup>68–72</sup> in part in tribute to Dr. Mammen.

I would, as always, like to thank not only all of the authors listed in ► **Tables 1–3**, but also all the other contributing authors that didn’t manage to make these listings, as well as all the many other guest editors of issues recently published in *STH*. I likewise look forward to seeing future listings—always a great pleasure and sometimes a surprise.

#### Conflict of Interest

None.

#### References

- Favaloro EJ. Editorial. Welcome to a special issue of *Seminars in Thrombosis and Hemostasis*—the closing issue for 2008. *Semin Thromb Hemost* 2008;34(08):693–696
- Favaloro EJ. A tribute to Eberhard F. Mammen, M.D. (1930–2008). *Semin Thromb Hemost* 2008;34(08):703–707
- Favaloro EJ. Editorial. Welcome to the first issue of *Seminars in Thrombosis and Hemostasis* for 2009. *Semin Thromb Hemost* 2009;35:1–2
- Favaloro EJ. Editorial. Winners of the Inaugural Eberhard F. Mammen Award for Most Popular Article. *Semin Thromb Hemost* 2009;35(07):587–590
- Favaloro EJ. Editorial. 2009 Eberhard F. Mammen Young Investigator award winners. *Semin Thromb Hemost* 2010;36:469–470
- Favaloro EJ. Winners of the 2010 Eberhard F. Mammen award for most popular article during 2008–2009. *Semin Thromb Hemost* 2010;36(07):685–692
- Favaloro EJ. 2011 Eberhard F. Mammen award announcements. *Semin Thromb Hemost* 2011;37(05):431–439
- Favaloro EJ. 2012 Eberhard F. Mammen award announcements. *Semin Thromb Hemost* 2012;38:425–432
- Favaloro EJ. Eberhard F. Mammen award announcements. *Semin Thromb Hemost* 2013;39:567–574



- 10 Favalaro EJ. 2014 Eberhard F. Mammen award announcements: part I - Most Popular articles. *Semin Thromb Hemost* 2014;40(04):407–412
- 11 Favalaro EJ. 2014 Eberhard F. Mammen award announcements: part II-Young Investigator awards. *Semin Thromb Hemost* 2014;40(07):718–723
- 12 Favalaro EJ. 2015 Eberhard F. Mammen Award announcements: part I-Most Popular articles. *Semin Thromb Hemost* 2015;41(07):673–679
- 13 Favalaro EJ. 2015 Eberhard F. Mammen Award announcements: part II-Young Investigator awards. *Semin Thromb Hemost* 2015;41(08):809–815
- 14 Favalaro EJ. 2016 Eberhard F. Mammen Award announcements: part I - Most Popular articles. *Semin Thromb Hemost* 2016;42(04):325–330
- 15 Favalaro EJ. 2016 Eberhard F. Mammen Award announcements: part II-Young Investigator awards. *Semin Thromb Hemost* 2017;43(03):235–241
- 16 Favalaro EJ. 2017 Eberhard F. Mammen Award announcements: part I-Most Popular Articles. *Semin Thromb Hemost* 2017;43(04):357–363
- 17 Favalaro EJ. 2017 Eberhard F. Mammen Award announcements: part II-Young Investigator awards. *Semin Thromb Hemost* 2018;44(02):81–88
- 18 Favalaro EJ. 2018 Eberhard F. Mammen Award announcements: part I-Most Popular articles. *Semin Thromb Hemost* 2018;44(03):185–192
- 19 Favalaro EJ. 2017 Eberhard F. Mammen Award announcements: part II-Young Investigator awards. *Semin Thromb Hemost* 2018;44(02):81–88
- 20 Kell DB, Pretorius E. To what extent are the terminal stages of sepsis, septic shock, systemic inflammatory response syndrome, and multiple organ dysfunction syndrome actually driven by a prion/amyloid form of fibrin? *Semin Thromb Hemost* 2018;44(03):224–238
- 21 Chighizola CB, Raimondo MG, Meroni PL. Management of thrombotic antiphospholipid syndrome. *Semin Thromb Hemost* 2018;44(05):419–426
- 22 Schulman S. Update on the treatment of venous thromboembolism. *Semin Thromb Hemost* 2016;42(08):891–898
- 23 Elewa H, Ahmed D, Barnes GD. Triple oral antithrombotic therapy in atrial fibrillation and coronary artery stenting: searching for the best combination. *Semin Thromb Hemost* 2016;42(06):662–670
- 24 Harenberg J. Development of new anticoagulants: present and future. *Semin Thromb Hemost* 2008;34(08):779–793
- 25 Mannucci PM, Mancuso ME, Santagostino E, Franchini M. Innovative pharmacological therapies for the hemophilias not based on deficient factor replacement. *Semin Thromb Hemost* 2016;42(05):526–532
- 26 Althaus K, Greinacher A. MYH9-related platelet disorders. *Semin Thromb Hemost* 2009;35(02):189–203
- 27 Raskob GE, Angchaisuksiri P, Blanco AN, et al; ISTH Steering Committee for World Thrombosis Day. Thrombosis: a major contributor to global disease burden. *Semin Thromb Hemost* 2014;40(07):724–735
- 28 Schreiber K, Breen K, Cohen H, et al. Hydroxychloroquine to Improve Pregnancy Outcome in Women with Antiphospholipid Antibodies (HYPATIA) Protocol: a multinational randomized controlled trial of hydroxychloroquine versus placebo in addition to standard treatment in pregnant women with antiphospholipid syndrome or antibodies. *Semin Thromb Hemost* 2017;43(06):562–571
- 29 Tersteeg C, Fijnheer R, Pasterkamp G, et al. Keeping von Willebrand factor under control: alternatives for ADAMTS13. *Semin Thromb Hemost* 2016;42(01):9–17
- 30 Favalaro EJ, Pasalic L, Curnow J. Type 2M and type 2A von Willebrand disease: similar but different. *Semin Thromb Hemost* 2016;42(05):483–497
- 31 Favalaro EJ. Clinical utility of the PFA-100. *Semin Thromb Hemost* 2008;34(08):709–733
- 32 Demers M, Wagner DD. NETosis: a new factor in tumor progression and cancer-associated thrombosis. *Semin Thromb Hemost* 2014;40(03):277–283
- 33 Bunimov N, Fuller N, Hayward CP. Genetic loci associated with platelet traits and platelet disorders. *Semin Thromb Hemost* 2013;39(03):291–305
- 34 Batorova A, Jankovicova D, Morongova A, et al. Inhibitors in severe hemophilia A: 25-year experience in Slovakia. *Semin Thromb Hemost* 2016;42(05):550–562
- 35 Harenberg J, Du S, Krämer S, Weiss C, Krämer R, Wehling M. Patients' serum and urine as easily accessible samples for the measurement of non-vitamin K antagonist oral anticoagulants. *Semin Thromb Hemost* 2015;41(02):228–236
- 36 Italiano JE Jr. Unraveling mechanisms that control platelet production. *Semin Thromb Hemost* 2013;39(01):15–24
- 37 Wada H, Usui M, Sakuragawa N. Hemostatic abnormalities and liver diseases. *Semin Thromb Hemost* 2008;34(08):772–778
- 38 Mammen EF. Sticky platelet syndrome. *Semin Thromb Hemost* 1999;25(04):361–365
- 39 Lippi G, Favalaro EJ, Sanchis-Gomar F. Sudden cardiac and non-cardiac death in sports: epidemiology, causes, pathogenesis, and prevention. *Semin Thromb Hemost* 2018;44(08):780–786
- 40 Kilil-Drori AJ, Tagalakis V. Direct oral anticoagulants in end-stage renal disease. *Semin Thromb Hemost* 2018;44(04):353–363
- 41 Kitchen S, Tiefenbacher S, Gosselin R. Factor activity assays for monitoring extended half-life FVIII and factor IX replacement therapies. *Semin Thromb Hemost* 2017;43(03):331–337
- 42 Reynen E, James P. Von Willebrand disease and pregnancy: a review of evidence and expert opinion. *Semin Thromb Hemost* 2016;42(07):717–723
- 43 Thomas J, Kostousov V, Teruya J. Bleeding and thrombotic complications in the use of extracorporeal membrane oxygenation. *Semin Thromb Hemost* 2018;44(01):20–29
- 44 Schreiber K, Hunt BJ. Pregnancy and antiphospholipid syndrome. *Semin Thromb Hemost* 2016;42(07):780–788
- 45 Scharf RE. Drugs that affect platelet function. *Semin Thromb Hemost* 2012;38(08):865–883
- 46 Boccardo P, Remuzzi G, Galbusera M. Platelet dysfunction in renal failure. *Semin Thromb Hemost* 2004;30(05):579–589
- 47 Baskurt OK, Meiselman HJ. Blood rheology and hemodynamics. *Semin Thromb Hemost* 2003;29(05):435–450
- 48 Marlar RA, Clement B, Gausman J. Activated partial thromboplastin time monitoring of unfractionated heparin therapy: issues and recommendations. *Semin Thromb Hemost* 2017;43(03):253–260
- 49 McEwen BJ. The influence of herbal medicine on platelet function and coagulation: a narrative review. *Semin Thromb Hemost* 2015;41(03):300–314
- 50 Douxfils J, Gosselin RC. Laboratory assessment of direct oral anticoagulants. *Semin Thromb Hemost* 2017;43(03):277–290
- 51 Franchini M, Mannucci PM. The history of hemophilia. *Semin Thromb Hemost* 2014;40(05):571–576
- 52 Bolliger D, Tanaka KA. Point-of-care coagulation testing in cardiac surgery. *Semin Thromb Hemost* 2017;43(04):386–396
- 53 Van Cott EM, Roberts AJ, Dager WE. Laboratory monitoring of parenteral direct thrombin inhibitors. *Semin Thromb Hemost* 2017;43(03):270–276
- 54 Walsh M, Shreve J, Thomas S, et al. Fibrinolysis in trauma: “myth,” “reality,” or “something in between”. *Semin Thromb Hemost* 2017;43(02):200–212
- 55 Davie EW, Kulman JD. An overview of the structure and function of thrombin. *Semin Thromb Hemost* 2006;32(Suppl 1):3–15
- 56 Scully M. Thrombotic thrombocytopenic purpura and atypical hemolytic uremic syndrome microangiopathy in pregnancy. *Semin Thromb Hemost* 2016;42(07):774–779

- 57 Cohen H, Efthymiou M, Gates C, Isenberg D. Direct oral anticoagulants for thromboprophylaxis in patients with antiphospholipid syndrome. *Semin Thromb Hemost* 2018;44(05):427–438
- 58 Gall LS, Brohi K, Davenport RA. Diagnosis and treatment of hyperfibrinolysis in trauma (a European perspective). *Semin Thromb Hemost* 2017;43(02):224–234
- 59 Babin JL, Traylor KL, Witt DM. Laboratory monitoring of low-molecular-weight heparin and fondaparinux. *Semin Thromb Hemost* 2017;43(03):261–269
- 60 Favaloro EJ. A tribute to Eberhard F. Mammen, M.D. (1930–2008). *Semin Thromb Hemost* 2008;34(08):703–707
- 61 Favaloro EJ. Hot topics V. *Semin Thromb Hemost* 2014;40(01):5–10
- 62 Othman M, McLintock C, Kadir R. Thrombosis and hemostasis related issues in women and pregnancy. *Semin Thromb Hemost* 2016;42(07):693–695
- 63 Kwaan H, Lisman T, Medcalf RL. Fibrinolysis: biochemistry, clinical aspects, and therapeutic potential. *Semin Thromb Hemost* 2017;43(02):113–114
- 64 Adcock DM, Gosselin RC. Laboratory assessment of hemostatic and anticoagulant therapy. *Semin Thromb Hemost* 2017;43(03):242–244
- 65 Mammen EF, Comp PC, Gosselin R, et al. PFA-100 system: a new method for assessment of platelet dysfunction. *Semin Thromb Hemost* 1998;24(02):195–202
- 66 Favaloro EJ. A short history of thrombosis and hemostasis: part I (40th year celebratory issue). *Semin Thromb Hemost* 2014;40(05):521–525
- 67 Favaloro EJ. A short history of thrombosis and hemostasis: part II (40th year celebratory issue). *Semin Thromb Hemost* 2014;40(08):826–830
- 68 Kubisz P, Stasko J, Holly P. Sticky platelet syndrome. *Semin Thromb Hemost* 2013;39(06):674–683
- 69 Kubisz P, Ruiz-Argüelles GJ, Stasko J, Holly P, Ruiz-Delgado GJ. Sticky platelet syndrome: history and future perspectives. *Semin Thromb Hemost* 2014;40(05):526–534
- 70 Sokol J, Biringer K, Skerenova M, Stasko J, Kubisz P, Danko J. Different models of inheritance in selected genes in patients with sticky platelet syndrome and fetal loss. *Semin Thromb Hemost* 2015;41(03):330–335
- 71 Sokol J, Skerenova M, Jedinakova Z, et al. Progress in the understanding of sticky platelet syndrome. *Semin Thromb Hemost* 2017;43(01):8–13
- 72 Kubisz P, Holly P, Stasko J. Sticky platelet syndrome – 35 years of growing evidence. *Semin Thromb Hemost* 2019;45(01):61–68